



**To:** Ferrari Importers/Branches/Managing Director  
Sales & Marketing Department

**Copy to: Commercial and Brand/TechnicalService/SpareParts/Press dpt.:**

*D. Bahar*  
*A. Prillmann*  
*S. Mueller*  
*M. Fumarola*  
*M. Parlato*  
*A. Shaffer*  
*G. Chaubin*  
*M. Fedeli*  
*T. Kiesele*  
*F. Balli*  
*E. Fenech*  
*M. Mattiacci*  
*G. Zauner*  
*E.M. Colella*  
*E. Francesconi*  
*P. Amadelli*  
*M. Gambini*  
*S. Lai*  
*D. Kluzer*

**Product Marketing Communication No. 12/2008**

*Maranello, 23rd of September 2008*

*Total fax: 16 pagine*

## **THE NEW FERRARRI CALIFORNIA – PRODUCT INFORMATION**

Dear Sirs,

Anticipating the public presentation of the new Ferrari California during next Paris Show, this product information contains the main features and specifications of the new car.

Best regards,

*Federico Pastorelli*

*Sales & Brand Marketing*

*Product Marketing – 8 cylinders*

## INDEX

• The concept of the new Ferrari California	3
• Engine	4
• Performance, consumption, emission	4
• Dimensions, weights, capacity	4
• Aerodynamics	5
• Transmission	5
• Suspension	6
• Brakes and tyres	6
• Electronic controls	6
• Car configurations	8
• Retractable hard top	8
• Main standard equipment	9
• Interior materials	9
• Standard equipment	10
• The new infotelematic system	10
• Other standard equipment	11
• Exterior colour range	11
• Interior colour range	11
• <i>Car interior drawings</i>	<i>12-16</i>

## **THE NEW FERRARI CALIFORNIA - CONCEPT**

The new Ferrari California completes Ferrari's product range in the 8-cylinder car segment. Up to now, this segment had been covered by mainly highly-performing models, such as F430 and 430 Scuderia. Now, the new Ferrari California comes side by side with the flagship 612 Scaglietti in the sports GT segment, the most exclusive cars on the market.

The new Ferrari California is a thoroughbred sports car, highly innovative and capable of fulfilling the expectation of our most refined and passionate customers in terms of car dynamics and driving pleasure. The new Ferrari California is available exclusively as a convertible, with a folding hard top, both as a two seater with a traditional rear bench and a 2+ version, equipped to seat one or two rear passengers for short drives.

Chassis and bodywork are full aluminium like all current models in Ferrari's range. The new Ferrari California comes with a new V8 engine with gasoline direct injection and for the first time in the Brand's history, is front mounted.

Following Ferrari's tradition, the new model offers extraordinary innovative features. Among others, the retractable hard top, the 2+ concept and the high versatility especially at the back of the car. Luggage capacity and the pass-through feature between the rear bench and the luggage compartment are great innovating ideas, aimed at the target customers of the car.

The V8, 4,300 cc displacement engine has a flat crankshaft and gasoline direct injection. The engine outputs 460 CV at 7,750 rpm, with engine torque level and range fully enhancing the driving dynamics and pleasure features.

The engine, which enables a 0 to 100 km/h standing start acceleration of less than 4.0 seconds, is mated to a 7 speed dual clutch transaxle, with F1 paddles on the steering wheel. The new transmission improves the car's performance and enhances driving excitement, with greater comfort and better fuel economy. Comfort is furthermore enhanced by new multilink rear suspensions. The car comes with the exclusive F1-Trac traction control system, introduced for the first time on the 599 GTB Fiorano, with further improvements for the most typical uses of this new GT car. Finally, maximum braking efficiency is obtained with the Brembo carbo-ceramic material rotors, standard equipment as on all other models in the Ferrari's range.

In addition to the classic styling cues of the Brand, the car's interior matches top quality materials with Ferrari's traditional craftsmanship. New components and equipment, such as seats, steering wheel, instrument panel and the new infotelematics system, coupled to aerodynamic optimisation of the car as a whole, assure superior driving ergonomics both in top-up and top-down conditions.

The new Ferrari California addresses all those customers who look for, beyond what the Prancing Horse stand for in terms of sportiness, design and innovation, also a less demanding and more frequent and versatile use of the car.

## ENGINE

- A new, V-8, 4.297 cc (262,22 cu in), front-mid longitudinal engine
- Gasoline direct injection
- Flat crankshaft, with crankshaft angle by 180°
- Engine electronic management type Bosch Motronic MED 9
- Liquid cooling
- Chain timing system
- Type approval limits: Euro IV (Euro V), LEV II
- Max. power 338 kW (460 CV) at 7750 rpm
- Max. torque 485 Nm (49 kgm) at 5000 rpm
- Max. speed 8000 rpm (at the limiter)
- Compression ratio 12.2:1
- Bore and stroke 94 mm x 77.4 mm
- Specific power 107 CV/l (78 kW/l)

## PERFORMANCE, CONSUMPTION, EMISSION

- Acceleration 0 / 100 km/h <4.0 s
- Top speed 310 km/h
- Dry weight/power ratio 3.5 kg/CV
  
- Fuel consumption 13.1 l/100 km (ECE combined)
  
- Emissions (CO<sub>2</sub>) 305.6 g/km (ECE combined)

## DIMENSIONS, WEIGHT, CAPACITY

- Aluminium modular chassis
- Aluminium body
  
- Car dimensions:
  - length 4,563 mm
  - width 1,902 mm
  - height 1,308 mm
  - wheelbase 2,670 mm
  - front track 1,630 mm
  - rear track 1,605 mm
  
- Dry weight 1,630 kg
- Kerb weight 1,735 kg
- Weight distribution 47% front, 53% rear
  
- Luggage compartment capacity 340 litres (top up)  
240 litres (top down)
  
- Fuel tank capacity 78 litres

## AERODYNAMICS

- The aerodynamic development was carried out in close conjunction with the car styling, with the aim of matching performance and fuel economy targets. To reach consumption targets, an important role was played by the car drag, reduced by 10% vs. other Ferrari models. This has achieved the highest reduction of Cx (Cd) (0.32 top-up, Ferrari's best) while obtaining the desired downforce.

Many aerodynamic features of the Ferrari California, must be pointed out:

- The stepped shape of the rear diffuser, enabling a drag reduction



- The wing built into the front bumper, which maintains front downforce and cooling efficiency with lower drag
- The position and dimension of the air scoop on the bonnet ensures effective cooling of engine compartment components.

## TRANSMISSION

- New 7-speed plus reverse dual clutch transaxle with F1 shift paddles, specified to combine the driving fun of a sequential transmission with comfort of an automatic
- Transaxle architecture, with front engine and rear axle transmission, to achieve outstanding weight distribution (47% front / 53% rear) and to reduce powertrain vibration
- Electrohydraulic actuation
- Triple-cone synchromesh on all gears, enabling a sequential's typical sportiness
- The system features two wet clutches, one for even-numbered and the other for odd-numbered gears, and the main shaft split in two parts
- While one part of the mainshaft is driving first gear, the other part has already engaged second gear
- Shifting happens as an overlap of disengagement and engagement of both clutches. This produces practically zero shift times (sportiness), no torque interruption (performance) and the shifting action is like an automatic (comfort)
- The transmission control panel is located on the tunnel bridge and it includes reverse, automatic mode and the launch control buttons
- Also available as a 6-speed plus reverse manual

## **SUSPENSION**

- The new front suspension features double wishbones, a hollow anti-roll bar to reduce vehicle roll and increase driving comfort
- New Multilink rear suspensions. The multilink configuration allows the longitudinal compliance of the suspension to be increased (greater comfort) while maintaining lateral stiffness levels equal to those of traditional Ferrari's layouts (same handling)
- Multilink suspensions dampen obstacles, reduce noise and vibration levels and ensure excellent lateral stiffness and comfort
- Gas pressure, aluminium body shock absorbers
- Magnetorheological shock absorbers available as optional, like those of 599 GTB Fiorano.

## **BRAKE DISCS AND TYRES**

- Carbon ceramic front rotors, 390 mm x 34 mm, 6-piston aluminium calipers
- Carbon ceramic rear rotors, 360 mm x 32 mm, 4-piston aluminium calipers
- Standard, light alloy wheel rims, 19" front and 19" rear, 5 spokes, diamond polishing process
- Tyres: front 245/40 ZR19", rear 285/40 ZR19"
- Optional forged wheel rims 19" front and 19" rear, (-11 kg vs. standard), with 5 spokes, star design, diamond polishing process
- Tyres: front 245/40 ZR19", rear 285/40 ZR19"
- Optional wheel rims, 20" at the front and 20" at the back, 5 spokes, diamond polishing process
- Tyres: front 245/35 ZR20", rear 285/35 ZR20"
- Available tyre brands: Pirelli, Bridgestone and Michelin.
- 19" Run Flat (Bridgestone) and 20" Run Flat (Goodyear) tyres are also available.

## **ELECTRONIC CONTROLS**

- Stability and Traction control (CST) with F1-Trac traction control logic.  
The main feature of F1-Trac system from a standard traction control is the capacity and the precision of the grip level recognition which enables full exploitation in the best way the car power in performing driving. The advantages of the F1-Trac system are: top drive while exiting curves, improved stability and driving easiness in extreme conditions as well, the possibility of going close to the car "limit" as for performance, an improved driving comfort.
- Tyre pressure and temperature monitoring system (TPTMS)
- Ejectable roll-bars, located behind the rear seat backs. The system is hidden by the seat back trim. Deployment time of less than 190 ms.
- Electrically-operated parking brake (EPB): it can be applied and released using a control on the dashboard.
- Differential release of shoes/pads on car starting (AVH function), ensuring improved immediate release dynamics.

Automatic activation when the engine is turned off (AUTOHOLD function), with the option of inhibiting automatic activation by means of the AUTOPARK button built into the EPB control.



- Launch Control: the new performance launch device. It is designed to extract the best possible acceleration from the car. The device allows the torque required to prevent the wheels slipping during acceleration to be discharged to the ground. Activation of the Launch Control is indicated on the instrument panel TFT screen.

The Launch Control is activated as follows:

- car at a standstill, both brake and throttle pedals pressed
- gearbox in manual mode
- select 1<sup>st</sup> gear
- deactivate the traction control by setting the manettino to CSToff
- press the LAUNCH button on the central bridge control panel
- release the brake pedal



## CAR CONFIGURATIONS

- Based on the customer's request, the following two configurations are available:
  - 1) Two-seater model with leather rear bench, with folding single piece back and leather luggage belts. Two trolleys or two light golf bags may be housed on the rear bench
  - 2) 2+ version with rear bench equipped with two leather seats, isofix fittings and two safety belts
- The two-seater may be equipped with two closed compartments, 50/50 split folding back (optional)



- For both versions: folding rear seat back to accommodate long items such as tournament golf bags or skis
- 340 litre boot with hard top-up and 240 litre with hard top down.





## RETRACTABLE HARD TOP

- The retractable hard top has unique features in terms of movement, cycle times, stacking configuration, materials used.
- The system operates simultaneously the cover and the top, completing the opening/closing cycle in 14 seconds vs. the standard 20 seconds
- Top stack optimization is achieved by overlapping the hollow sides and the luggage compartment is large even in the top-down configuration (240 litres, useful capacity for two large roller suitcases - 60x40x30 cm)
- The use of aluminium panels and a cast aluminium load bearing structure has allowed considerable weight optimization and low moving masses compared to the other systems of folding top.



## MAIN STANDARD EQUIPMENT

### INTERIOR MATERIALS

- Full grain leather interior finish
  - In the standard configuration, the black full grain leather is used for: dashboard upper part, inside windscreen frame, tunnel, armrest on tunnel storage compartment (see enclosed figure)
  - All the other car interiors are in full grain leather, coloured according to the customer's requests
  - The black full grain leather areas are available also in different colours upon request (optional - see enclosed drawing)
  - Alcantara interiors are available as well (optional - see enclosed drawing)
  - Two tone interiors are available as well (optional - see enclosed drawing)
  - Black fabric roof panel in standard configuration
  - Optional roof panel with leather or alcantara
- All product marketing Communications are available on the MODISCS portal.

## STANDARD EQUIPMENT

- New seat with magnesium structure and electrically-operated adjustments (standard: fore-aft + seat back + tilt on the driver's seat only)
- Engine Start button on the steering wheel
- Three-position GT manettino (Comfort, Sport, CST off) on the steering wheel. The manettino operates the gearbox, the CST (Stability and traction control) and the SCM (Magneto-rheologically-controlled suspensions) when specified



- New instrument panel with analogic dials (speedometer and RPM) and TFT multidisplay screen with 4 viewing possibilities (Sport, Trip, TPMS, Menu)
- Automatic two zone climate control
- Electrically-adjustable steering wheel-height and reach
- Speed sensitive variable assist power steering

## THE NEW INFOTELEMATIC SYSTEM

- New infotelematic system with:
  - GPS map navigation system
  - DVD reader
  - 6.5" touch screen
  - HDD (Navi/ Music), 30 GByte
  - USB connection
  - Bluetooth
  - Voice Command
  - Controls behind the steering wheel spokes.

## **OTHER STANDARD EQUIPMENT**

- Driver's and passenger's airbags
- Side airbags on the door panel, for head protection
- Bi-xenon headlights + headlight washers
- DRL function + front parking lights and LED turn signals
- Headlight automatic switching-on with dusk sensor
- LED tail lights
- Electrochromic interior rear view mirror
- Heated and electrically retractable outside rear view mirrors
- New key with transponder, integrated anti-theft alarm system and door-luggage boot opening remote control
- Lockable glove compartment
- Rain sensor-activated windshield wipers
- Tyre repair kit with compressor.

## **THE BODY COLOUR RANGE**

Ferrari California body colour range is the one currently available for all Ferrari models: 16 pastel and metalized colours.

The launch colour – Azzurro California – used for the car official pictures and for Paris Show is available as optional (PNT0 – out-of-range colour).

## **INTERIOR COLOUR RANGE**

The current interior leather colour range is updated for the Ferrari California, by adding two colours:

- Cioccolato (code 121705)
- Iroko (code 122135)

Thus, the range includes 14 leather colours (Crema, Sabbia, Beige, Cuoio, Rosso, Bordeaux, Carta da Zucchero, Blu Medio, Blu Scuro, Grigio Scuro, Charcoal, Nero + Cioccolato + Iroko)

The current carpet range is still the same (8 colours: Nuovo Cuoio, Castoro, Nuovo Rosso, Bordeaux, Otranto, Blu, Grigio Scuro, Nero).

# INTERIOR DRAWINGS:

## F149 Pelle configurazione standard colori

**Figurino standard**

- Pelle nera
- Pelle colorata (14 colori)
- Tela nera
- Soft touch nero
- Grigio Galvano PPG 248639
- Galvanica 599
- Soft touch 14 colori (opaco quando previsto vedi documenti)
- Alcantara Nero 9913
- Tappeto 8 colori
- Nero opaco










**14 colori pelli:**

- Grigio scuro 110550
- Rosso 112806
- Beige 110553
- Sabina 110655
- Crema 110566
- Cuoio 111888
- Bordeaux 110565
- Carta zucchero 110656
- Blu Medio 112807
- Blu Scuro 110555
- Charcoal 110560
- Nero 110552
- Ciocccolato 121705
- Irako 122135

**Cuciture in tono**

# F149 Pelle configurazione opt colori chiari

Figurino standard

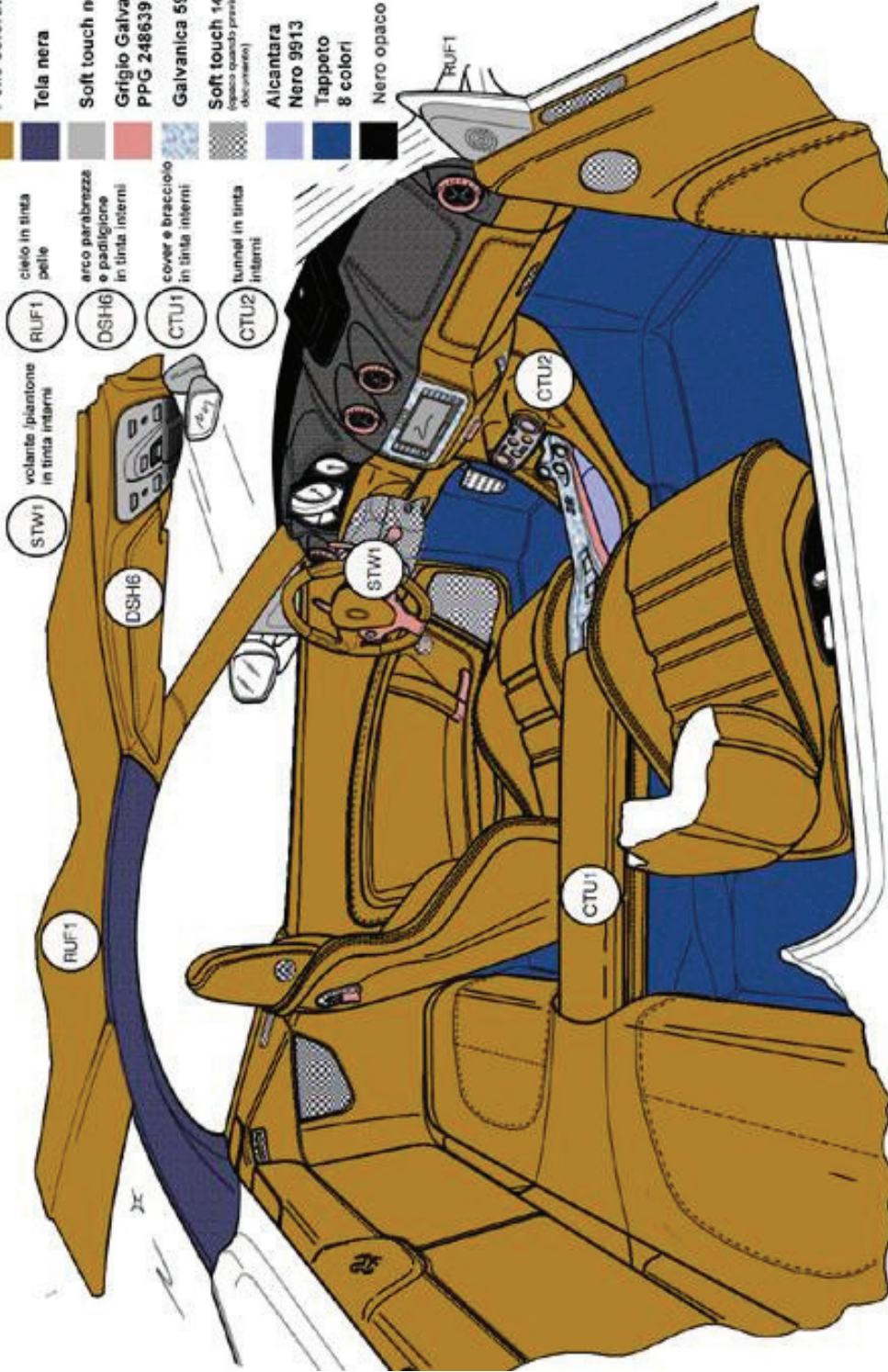
-  Pelle nera
-  Pelle colorata
-  Tela nera
-  Soft touch nero
-  Grigio Galvano PPG 248639
-  Galvanica 599
-  Soft touch 14 colori (opaco scabbio privato vedi diccionario)
-  Alcantara
-  Nero 9913
-  Tappeto 8 colori
-  Nero opaco

Pelli chiare:

- Beige 110553
- Sabbia 110555
- Crema 110556

-  RUF1 cielo in tinta pelle
-  DSH6 arco parabrezza e padiglione in tinta interni
-  CTU1 cover e bracciolo in tinta interni
-  CTU2 tunnel in tinta interni

-  STW1 volante piantone in tinta interni
-  DSH6
-  STW1
-  CTU1
-  CTU2
-  CTU2
-  RUF1





















# F149 Pelle configurazione opt colori scuri

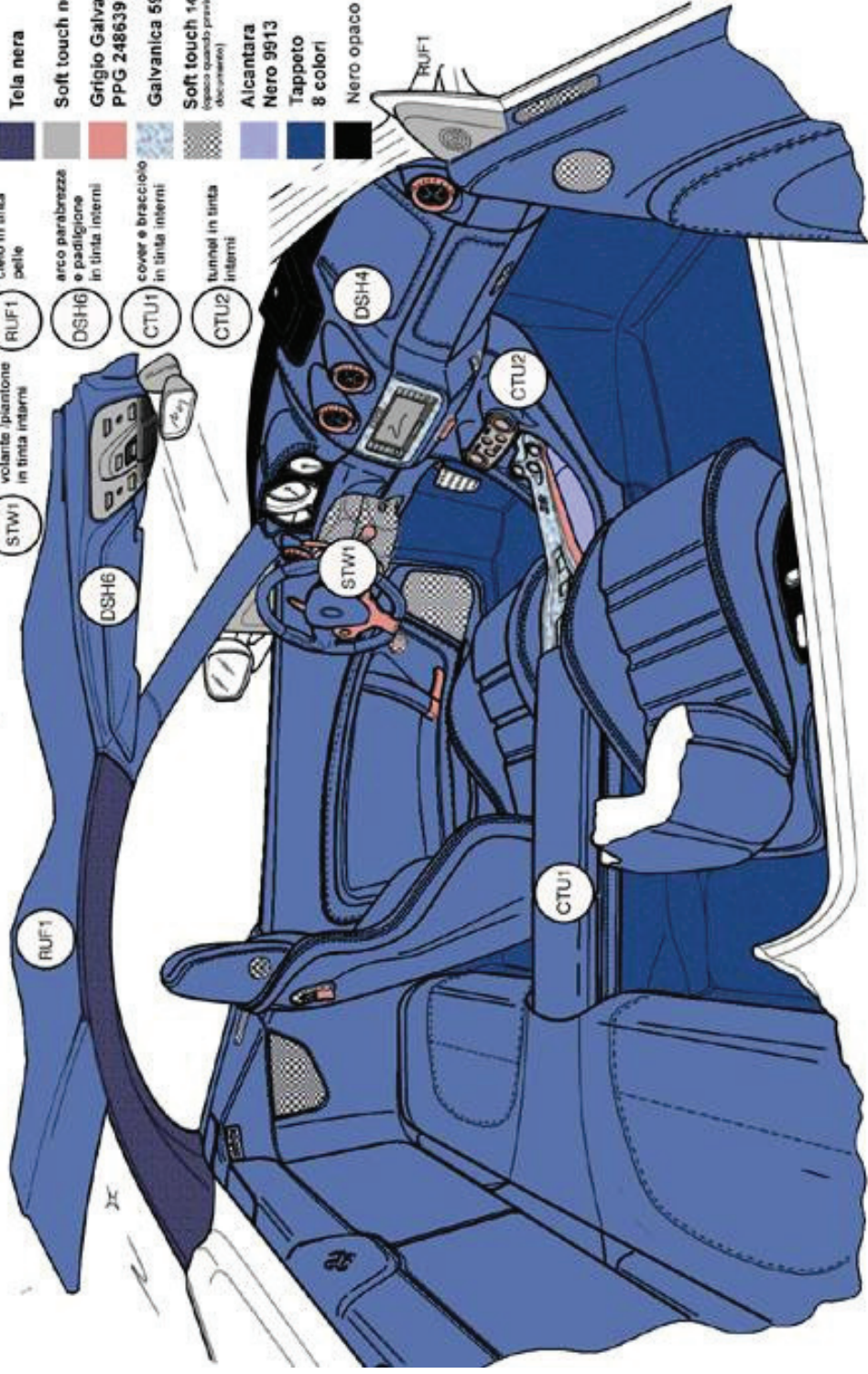
**Pelli scure:**  
 Bordeaux 110565  
 Carta zucchero 110638  
 Blu Medio 112807  
 Blu Scuro 110555  
 Cioccolato 121705  
 Grigio scuro 110559

**Irako 122135**  
**Charcoal 110560**  
**Cuoio 111858**  
**Rosso 112906**  
**Nero 110552**

## Figurino standard

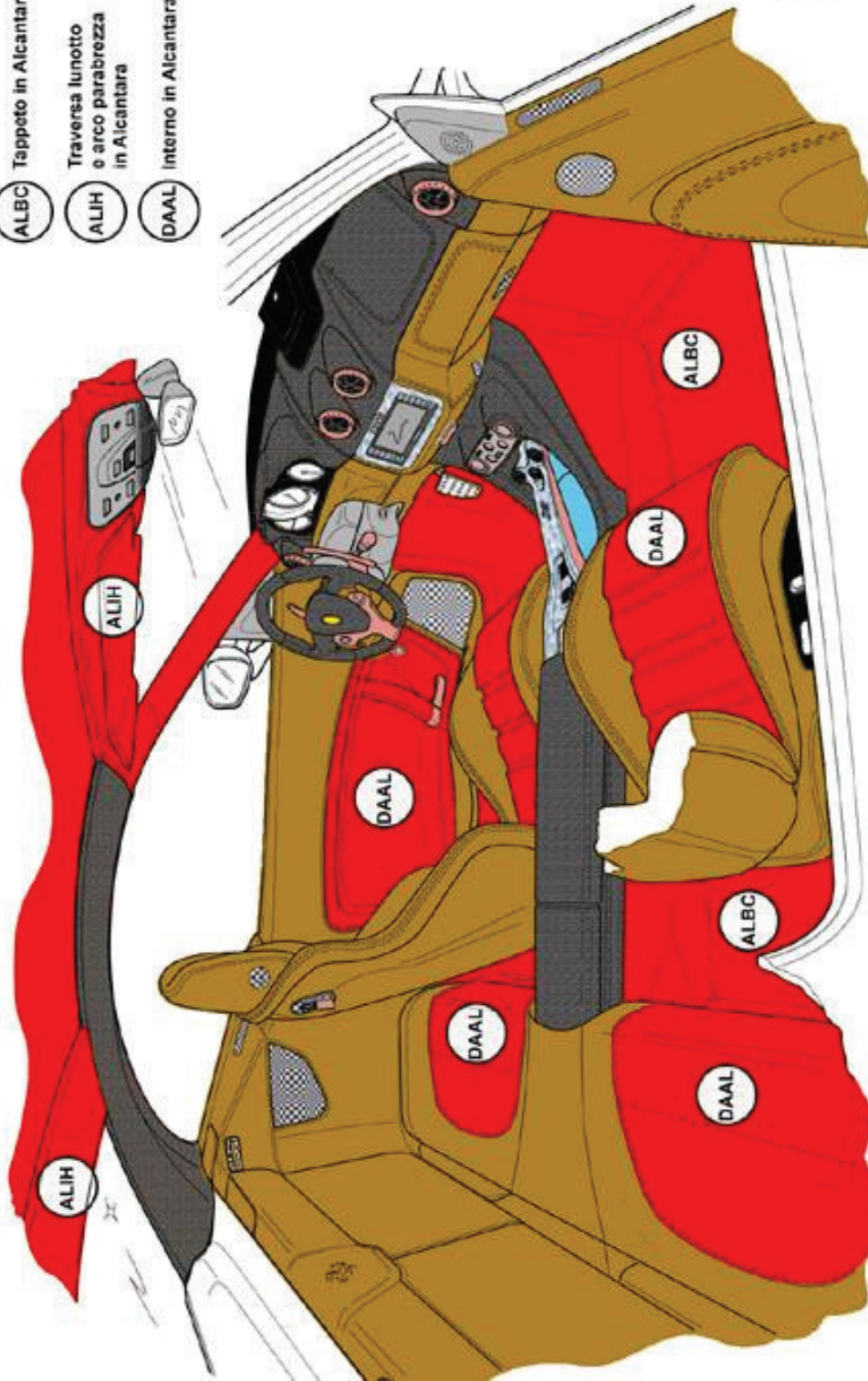
-  **Pelle nera**
-  **Pelle colorata**
-  **Tela nera**
-  **Soft touch nero**
-  **Grigio Galvano PPG 248639**
-  **Galvanica 599**
-  **Soft touch 14 colori (opaco cambio privato vedi dicommano)**
-  **Alcantara**
-  **Nero 9913**
-  **Tappeto 8 colori**
-  **Nero opaco**

-  **DSH4** parte superiore plancia in tinta
-  **RUF1** cielo in tinta pelle
-  **DSH6** arco parabrezza e padiglione in tinta interni
-  **CTU1** cover e bracciolo in tinta interni
-  **CTU2** tunnel in tinta interni
-  **STW1** volante piantone in tinta interni
-  **DSH6**



# F149 Alcantara configurazione OPT

- Alcantara
- ALBC Tappeto in Alcantara
- ALIH Traversa lunotto e arco parabrezza in Alcantara
- DAAL Interno in Alcantara



# F149 Pelle bicolore configurazione OPT

DUAL

